

A RESOLUTION OF THE BOARD OF COUNTY COMMISSIONERS OF CLAY COUNTY, FLORIDA, AMENDING SECTION II OF TABLE 1 COMPRISING NON-CAPITAL IMPROVEMENT ELEMENT IMPROVEMENTS; PROVIDING AN EFFECTIVE DATE.

Recitals

**WHEREAS**, The Table attached and incorporated herein as Exhibit A entitled "Clay County Capital Improvements," hereinafter referred to as "Table 1", contains CIE improvements in Section I and Non-CIE improvements in Section II, and changes to each type of improvement are accomplished in a different manner; and,

**WHEREAS** Amendments to the list of Non-CIE improvements in Section II of Table 1 may be accomplished by resolution; and

**WHEREAS**, When additions or deletions are made to Section II of Table 1, then changes must be made to Table 2 attached and incorporated herein as Exhibit B, and entitled "Clay County Capital Program Revenue Sources", to reflect and be consistent with the changes in Section II of Table 1; and,

**WHEREAS**, It is necessary to make changes to Section II of Table 1 by resolution.

Be It Resolved by the Board of County Commissioners of Clay County:

Section 1

Section II of Table 1 as depicted in Exhibit A attached hereto and incorporated herein is amended to make necessary changes as directed by the Clay County Board of County Commissioners.

Section 2.

Table 2 as depicted in Exhibit B which is attached hereto and incorporated by reference herein is amended to make it consistent with Table 1.

Section 3.

With respect to the Tables referenced in Section 1 above, the legal effect of this Resolution is that upon its effective date:


- (A) Funds for capital projects identified in the Tables shall only be expended consistent therewith; and,
- (B) To the extent that corrections, updates, and modifications concerning costs, revenue sources, acceptance of facilities pursuant to dedications which are inconsistent with the Tables, or a change in the date of construction of the capital projects identified in the Tables are proposed, such may only be implemented by amendment hereto.
- (C) Nothing in this Resolution shall have any effect on the improvements listed in Section I of Table 1. This Resolution shall be construed only to amend Section II of Table 1.

Section 4.


This resolution shall take effect immediately upon its adoption.

**DULY ADOPTED**, by the Board of County Commissioners, Clay County, Florida, this 27th day of February 2018.

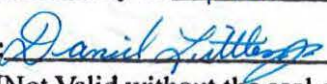
BOARD OF COUNTY COMMISSIONERS  
CLAY COUNTY, FLORIDA

  
\_\_\_\_\_  
Gavin Rollins  
Its Chairman

ATTEST:

  
\_\_\_\_\_  
S. C. Kopelousos  
County Manager and Clerk of the  
Board of County Commissioners

I hereby certify that this document consisting of 5 page[s] and further identified as [Resolution 17/18-32] is a true and correct copy of the original maintained in the custody of S.C. Kopelousos as County Manager and Ex-Officio Clerk of the Board of County Commissioners of Clay County, Florida, this 5<sup>th</sup> day of March, 2018

By:  Deputy Clerk  
[Not Valid without the seal of the Board]

**Exhibit A**  
**Table 1. Clay County Capital Improvements**  
**CLAY COUNTY, FLORIDA**  
**FY 2016-17 TO FY 2021-22**  
**CIP Combined**

**BCC APPROVED 02/27/2018**

	2016-17	2017-18	2018-19	2019-20	2020-21	2021-22
	<b>Estimated Actuals</b>					
<b>Section I COMPREHENSIVE PLAN CAPITAL IMPROVEMENTS</b>						
<b><u>Traffic Circulation Element</u></b>						
6076	Challenger Center Roadway	161,803	827,543	-	-	-
6031	CR 218 Widening from Astor to Cosmos	-	-	4,500,000	-	-
6077	CR 218 Safety Improvements	3,000,000	-	-	-	-
6083	CR 218 Extension	-	-	-	9,000,000	-
6065	CR 220 (CR209 to Knight Boxx)	391,160	4,563,840	-	-	-
6064B	Tynes Blvd Ext. - Bond	964,999	2,095,001	-	-	-
6064	Tynes Blvd Ext. - Non-Bond	-	1,000,000	3,000,000	-	-
<b>Total Capital Improvement Plan Improvements</b>		<b>4,517,962</b>	<b>8,486,384</b>	<b>7,500,000</b>	<b>-</b>	<b>9,000,000</b>
<b>Section II NON-PLAN CAPITAL IMPROVEMENTS</b>						
<b><u>Transportation</u></b>						
6059	Equipment - Transportaton	318,016	1,542,984	-	-	-
<b><u>Parks and Recreation</u></b>						
6048	Moody Ave Ball Field/Drainage	-	12,826	-	-	-
6058	Parks and Recreation Equipment	25,781	81,219	-	-	-
6061	Oakleaf Community Park	472,479	287,521	-	-	-
6062	Multipurpose Field @ Fleming Island (FIAA)	26,257	857,426	-	-	-
6063	Fleming Island Baseball Park	-	1,019,215	-	-	-
6066	Spring Park - Reno	512,265	-	-	-	-
6068	Omega Land Park	-	290,000	-	-	-
<b><u>Environmental</u></b>						
6051	Equipment - Animal Care & Control	105,502	112,498	-	-	-
<b><u>Public Safety</u></b>						
6049	Sheriff Multipurpose	2,735	300,000	-	-	-
6054	800 MHz	1,999,487	13,637,482	-	-	-
6055	Station 11 Replacment	27,223	2,453,920	-	-	-
6057	Equipment - Public Safety Non-Bond	639,375	2,308,450	-	-	-
6057B	Equipment - Public Safety - Bond	1,629,315	-	-	-	-
6078	Sheriff Capital Equipment & Vehicles	-	1,108,982	-	-	-

		2016-17	2017-18	2018-19	2019-20	2020-21	2021-22
		Estimated Actuals					
<b><u>Public Works</u></b>							
27	Road Resurfacing	3,603,708	6,396,292	1,000,000	-	-	-
6005	Road Paving	-	1,380,130	500,000	-	-	-
6040	Drainage Storm Water	-	117,418	-	-	-	-
6071	RR Crossing	755,894	93,606	-	-	-	-
6072	Sandridge Box Culvert	106,482	2,393,518	-	-	-	-
6080	Public Works Building	-	800,000	-	-	-	-
6082	218 Bridge	-	1,600,000	-	-	-	-
<b><u>Other Projects</u></b>							
58	Equipment-P.A.	46,100	50,000	-	-	-	-
6056	Equipment-General Government	135,390	228,110	-	-	-	-
6067	Fairgrounds Improvements	532,555	938,050	-	-	-	-
6081	Equipment-Engineering	-	120,000	-	-	-	-
6079	Equipment-Libraries	-	23,000	-	-	-	-
7082	Equipment-Health Department	-	73,719	-	-	-	-
7083	Equipment-Extension Services	-	25,500	-	-	-	-
<b><u>Debt Service</u></b>							
4205	Debt Financing - transfer to Debt Service Fund	9,460,325	1,461,975	-	-	-	-
<b>Total Non-Plan Improvements</b>		20,398,889	39,836,278	1,500,000	-	-	-
<b>Grand Total - Improvements</b>		24,916,851	48,322,662	9,000,000	-	9,000,000	-



Includes \$7,000,000 in Developer Funding and \$2,000,000 in County Funding.

**Exhibit B**  
**Table 2. Clay County Capital Program Revenue Sources**  
**CLAY COUNTY, FLORIDA**  
**Revenue Analysis for Capital Improvement Element**  
**CIP Combined**  
**FY 2016-17 TO FY 2021-22**  
**BCC APPROVED 02/27/2018**

	2016-17	2017-18	2018-19	2019-20	2020-21	2021-22
<b>Revenues</b>	<b>Estimated</b>	<b>Actuals</b>				
Prior Year Carry Forward	39,593,881	33,967,141	10,602,496	31,707,614	62,429,034	91,777,486
Local Option Sales Tax Receipts	18,194,835	19,886,915	20,367,855	20,860,426	21,364,910	21,881,593
2nd Local Option Gas Tax Receipts	-	2,753,642	3,671,523	3,760,314	3,851,252	3,944,390
Impact Fees	-	2,223,500	5,960,000	5,960,000	5,960,000	5,960,000
Interest Earnings	260,252	43,960	55,740	90,680	122,290	161,300
Subtotal	58,048,968	58,875,158	40,657,614	62,379,034	93,727,486	123,724,769
<b>Other Revenues</b>						
Other Revenue	467,949	50,000	50,000	50,000	50,000	50,000
FDOT Grant	367,075	-	-	-	-	-
Donation	-	-	-	-	7,000,000	-
Subtotal	835,024	50,000	50,000	50,000	7,050,000	50,000
<b>Total Funds</b>	58,883,992	58,925,158	40,707,614	62,429,034	100,777,486	123,774,769
Less 5% of Revenues	-	1,247,901	1,505,256	1,536,071	1,917,422	1,599,864
Total Revenues Available to County	58,883,992	57,677,257	39,202,358	60,892,963	98,860,064	122,174,905
<b>Expenditures</b>						
Plan Improvements	4,517,962	8,486,384	7,500,000	-	9,000,000	-
Non-Plan Improvements	20,398,889	39,836,278	1,500,000	-	-	-
Total	24,916,851	48,322,662	9,000,000	-	9,000,000	-
<b>Excess of Revenues Over Expenditures</b>						
Annually (total funds less expenditures)	33,967,141	10,602,496	31,707,614	62,429,034	91,777,486	123,774,769
<b>Over (Under) 95 Percent</b>	33,967,141	9,354,595	30,202,358	60,892,963	89,860,064	122,174,905